


Simple Guide to Basal Cell Carcinoma: Diagnosis, Treatment, and Prevention

Basal cell carcinoma (BCC) is the most common type of skin cancer, accounting for more than 80% of all cases. It is a slow-growing tumor that usually appears on sun-exposed areas, such as the face, neck, and hands.

BCC is typically curable if treated early. However, it can become aggressive if left untreated, leading to disfigurement or even death. Therefore, it is important to be aware of the signs and symptoms of BCC and to seek medical attention if you notice any suspicious changes to your skin.



A Simple Guide to Basal Cell Carcinoma, Diagnosis and Treatment (A Simple Guide to Medical Conditions)

by Kenneth Kee

★★★★☆ 4.2 out of 5

Language	: English
File size	: 417 KB
Text-to-Speech	: Enabled
Screen Reader	: Supported
Enhanced typesetting	: Enabled
Word Wise	: Enabled
Print length	: 137 pages
Lending	: Enabled



Signs and Symptoms of Basal Cell Carcinoma

BCCs can vary in appearance, but they typically have some common characteristics, including:

- A raised, pearly or translucent bump
- A flat, scaly patch
- A red or pink growth that may bleed or crust
- An open sore that does not heal

BCCs can grow slowly over months or years. They may be painless, but some can cause itching or discomfort.

Causes of Basal Cell Carcinoma

The primary cause of BCC is exposure to ultraviolet (UV) radiation from the sun or tanning beds. UV radiation damages the DNA in skin cells, which can lead to the development of cancer.

People who have fair skin, a family history of BCC, or who have had a lot of sun exposure are at higher risk of developing BCC.

Diagnosis of Basal Cell Carcinoma

If you notice any suspicious changes to your skin, it is important to see your doctor or dermatologist right away. They will examine your skin and ask about your symptoms and medical history.

Your doctor may [Free Download](#) a biopsy to confirm the diagnosis of BCC. A biopsy is a procedure in which a small sample of skin is removed and examined under a microscope.

Treatment of Basal Cell Carcinoma

There are several different treatments for BCC, depending on the size, location, and stage of the cancer. Treatment options include:

- **Surgery:** Surgery is the most common treatment for BCC. It involves removing the cancer and a small amount of surrounding healthy tissue.
- **Radiation therapy:** Radiation therapy uses high-energy x-rays to kill cancer cells. It is often used for BCCs that cannot be removed with surgery or that are located in difficult-to-reach areas.
- **Cryosurgery:** Cryosurgery freezes the cancer cells to kill them. It is often used for small, superficial BCCs.
- **Mohs surgery:** Mohs surgery is a specialized type of surgery that is used to remove BCCs. It involves removing the cancer layer by layer until all of the cancer is gone. Mohs surgery is very effective and has a high cure rate.

Your doctor will recommend the best treatment option for you based on your individual circumstances.

Prevention of Basal Cell Carcinoma

The best way to prevent BCC is to protect your skin from the sun's UV radiation. You can do this by:

- **Seeking shade:** Avoid being in the sun during the peak hours of 10 am to 4 pm.
- **Wearing protective clothing:** Wear long-sleeved shirts, pants, and a hat when you are outdoors.

- **Applying sunscreen:** Apply a broad-spectrum sunscreen with an SPF of 30 or higher to all exposed skin, even on cloudy days.
- **Reapplying sunscreen:** Reapply sunscreen every two hours, or more often if you are swimming or sweating.
- **Avoiding tanning beds:** Tanning beds emit UV radiation that can damage your skin and increase your risk of BCC.


By following these tips, you can help reduce your risk of developing BCC and other types of skin cancer.

BCC is the most common type of skin cancer, but it is also one of the most curable. If you notice any suspicious changes to your skin, it is important to see your doctor right away. Early diagnosis and treatment can help prevent BCC from spreading and becoming more serious.

By following the tips in this guide, you can help reduce your risk of developing BCC and other types of skin cancer.

Additional Resources

- The Skin Cancer Foundation: Basal Cell Carcinoma
- American Academy of Dermatology: Basal Cell Carcinoma
- American Cancer Society: Basal and Squamous Cell Skin Cancer



A Simple Guide to Basal Cell Carcinoma, Diagnosis and Treatment (A Simple Guide to Medical Conditions)

by Kenneth Kee

★★★★☆ 4.2 out of 5

Language : English


File size : 417 KB

Text-to-Speech : Enabled
Screen Reader : Supported
Enhanced typesetting : Enabled
Word Wise : Enabled
Print length : 137 pages
Lending : Enabled



Loving Table: Creating Memorable Gatherings

Gatherings around the table are a time-honored tradition that brings people together to share food, laughter, and conversation. In her new...



Lifestyle After Cancer: The Facts

Cancer is a life-changing experience that can have a profound impact on your physical and emotional health. After treatment, you may be faced with a new set...