


Practical Workbook for Integrating Themes, Ideas, and Inspiration into Your Class

As an educator, you understand the importance of creating a dynamic and engaging learning environment for your students. One of the most effective ways to do this is by integrating themes, ideas, and inspiration into your classroom. By ng so, you can capture your students' attention, foster their curiosity, and help them connect with the material on a deeper level.



Teaching Yoga Beyond the Poses: A Practical Workbook for Integrating Themes, Ideas, and Inspiration into Your Class by Sage Rountree

★★★★☆ 4.7 out of 5

Language	: English
File size	: 4166 KB
Text-to-Speech	: Enabled
Screen Reader	: Supported
Enhanced typesetting	: Enabled
X-Ray	: Enabled
Word Wise	: Enabled
Print length	: 177 pages



This practical workbook is designed to provide you with a comprehensive guide to integrating themes, ideas, and inspiration into your classroom. We'll cover everything from brainstorming and planning to implementation and assessment. We'll also provide you with plenty of resources and examples to help you get started.

Brainstorming and Planning

The first step to integrating themes, ideas, and inspiration into your classroom is to brainstorm and plan. This involves identifying the themes and ideas that you want to explore, as well as the resources and activities that you will use to do so.

When brainstorming, it's important to be open-minded and creative. Don't be afraid to think outside the box and come up with new and innovative ways to engage your students.

Once you have a list of themes and ideas, you can start to plan how you will integrate them into your classroom. This may involve creating lesson plans, gathering resources, and developing activities.

Implementation

Once you have a plan in place, it's time to put it into action. This involves implementing your themes, ideas, and inspiration into your classroom.

There are many different ways to implement themes, ideas, and inspiration into your classroom. Some popular methods include:

- **Lesson planning:** You can integrate themes, ideas, and inspiration into your lesson plans by incorporating them into your objectives, activities, and assessments.
- **Classroom activities:** You can use a variety of classroom activities to engage students with themes, ideas, and inspiration. These activities can include discussions, projects, games, and simulations.

- **Classroom environment:** You can create a more dynamic and inspiring learning environment by incorporating themes, ideas, and inspiration into your classroom decor. This may involve displaying student work, creating bulletin boards, and playing music.

When implementing themes, ideas, and inspiration into your classroom, it's important to be flexible and adaptable. Things don't always go according to plan, so be prepared to make changes as needed.

Assessment

Once you have implemented your themes, ideas, and inspiration into your classroom, it's important to assess their effectiveness. This will help you determine what's working well and what needs to be improved.

There are many different ways to assess the effectiveness of your themes, ideas, and inspiration. Some popular methods include:

- **Student feedback:** You can get feedback from students by asking them questions about their learning experience. This feedback can help you identify what's working well and what needs to be improved.
- **Observation:** You can observe students as they engage with your themes, ideas, and inspiration. This can help you see how they are responding to the material and identify any areas where they need additional support.
- **Data analysis:** You can collect data on student achievement to see if there is a correlation between your themes, ideas, and inspiration and improved student learning.

By assessing the effectiveness of your themes, ideas, and inspiration, you can make sure that you are using them in a way that is beneficial to your students.

Integrating themes, ideas, and inspiration into your classroom is a powerful way to engage students, foster their curiosity, and help them connect with the material on a deeper level. By using the strategies outlined in this workbook, you can create a more dynamic and inspiring learning environment for your students.

We encourage you to experiment with different themes, ideas, and inspiration to see what works best for you and your students. The more you experiment, the more you will learn about how to effectively integrate themes, ideas, and inspiration into your classroom.

We hope that this workbook has been helpful. If you have any questions or comments, please feel free to contact us.


Resources

Here are some additional resources that you may find helpful:

- [5 Ways to Integrate Themes into Your Classroom](#)
- [Creating a Classroom Theme: 20 Creative Ideas](#)
- [Using Themes to Anchor Instruction](#)

Teaching Yoga Beyond the Poses: A Practical Workbook for Integrating Themes, Ideas, and Inspiration into Your Class by Sage Rountree

★★★★☆ 4.7 out of 5




Language	: English
File size	: 4166 KB
Text-to-Speech	: Enabled
Screen Reader	: Supported
Enhanced typesetting	: Enabled
X-Ray	: Enabled
Word Wise	: Enabled
Print length	: 177 pages



Loving Table: Creating Memorable Gatherings

Gatherings around the table are a time-honored tradition that brings people together to share food, laughter, and conversation. In her new...



Lifestyle After Cancer: The Facts

Cancer is a life-changing experience that can have a profound impact on your physical and emotional health. After treatment, you may be faced with a new set...